

PW30 Series Remote Wet-to-Wet Differential Pressure Sensor

Revolutionary design eliminates plumbing/bypass assemblies
16 selectable differential ranges in one device
LCD display for verification of high, low, and differential pressures
Swap or replace remote sensors with ease



DESCRIPTION

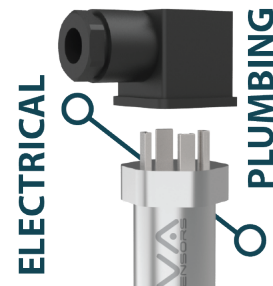
The PW30 Series uses remote sensors to eliminate the need for costly bypass assemblies, enabling fast, cost-effective installation. The remote sensors mount directly to pipe to eliminate bleeding and additional plumbing. Optional factory pre-wired harnesses also available in wire and armored cable versions. Standard LCD screen and dip switches make configuration a breeze. Measure 16 differential pressure ranges from 1-500 PSID with a single device without sacrificing accuracy. Selectable output 0-5V, 0-10V, or 2 Wire 4-20mA.

APPLICATIONS

- Demand measurement in HVAC systems for pump speed control and local indication
- Process control systems
- Flow measurement of gases, vapors, and liquids compatible with 316L SS
- Filter status monitoring
- System leak detection
- Great for data center wet pressure sensing



Remote sensors eliminate need for bypasses



Ease of installation - Independent installation for mechanical & electrical trades

FEATURES

- Drastically reduce plumbing needs and save installation time
- Available to order with pre-fabricated wire
- Single device for 1-500 PSID makes ordering easy
- Swap or replace remote sensors with ease
- LCD and dip switches make configuration fast and simple
- Remote sensors come standard with DIN43650 connection for easy plug-and-play, no wire twisting
- Integrated surge snubber protects sensor from water hammer for reliable long term performance
- Manual and remote zero for maintained accuracy
- Port swap corrects plumbing errors
- Uni/bi directional
- Conduit and wire connection compatible

ORDERING

Transmitter

PW30



Enclosure
W = Rugged Plastic
M = Metal

Cable



User Provided Cable
C = Conduit and terminal connections (for field wiring)

Optional Factory Cable (Pre-wired)

- 003 = 3 feet (36in)
- 006 = 6 feet (72in)
- 009 = 9 feet (108in)
- 015 = 15 feet (180in)
- 020 = 20 feet (240in)
- 025 = 25 feet (300in)
- 030 = 30 feet (360in)
- 035 = 35 feet (420in)
- 040 = 40 feet (480in)
- 045 = 45 feet (540in)
- 050 = 50 feet (600in)
- 075 = 75 feet (900in)
- 100 = 100 feet (1200in)

Remote Sensor



Factory Cable Type
Blank = Standard
A = Armored



Pipe Pressure Range

- 050 = 0-50 PSIG
- 100 = 0-100 PSIG
- 250 = 0-250 PSIG

Optional Service Valve

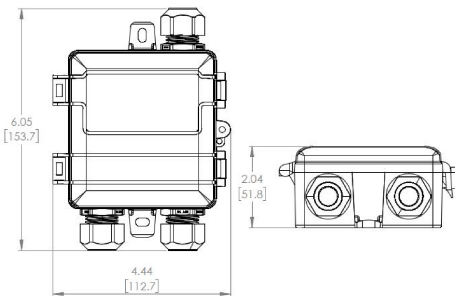
PWBV



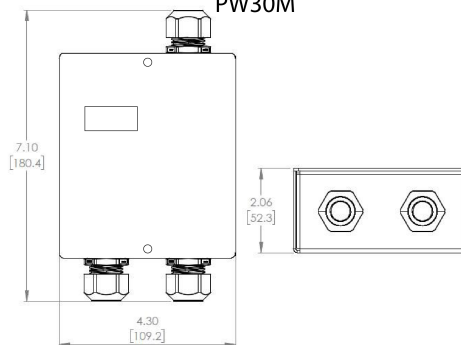
Optional service valve PWBV for live sensor swap

DIMENSIONS

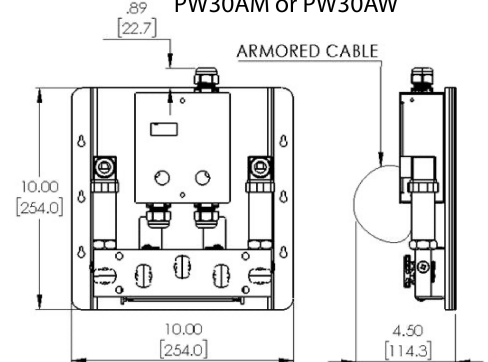
PW30W



PW30M



PW30AM or PW30AW



Warning: The datasheet is designed for reference only. Refer to installation instructions that accompany the product and heed all safety instructions. Product improvement is a continuing process at Senva. Changes may occur to products without prior notice.

SPECIFICATIONS			
Power supply	Voltage output mode (0-5v)		12-30VDC/24VAC ¹ 20mA max.
	Voltage output mode (0-10v)	13-30VDC/24VAC ¹ required for 10V FS output	
	Current (4-20mA) output mode	15-30VDC (0 Ohm)/16-30VDC (250 Ohm)/18-30VDC (500 Ohm) , 20mA max.	
Outputs	Switch selectable	2-wire 4-20mA, 3-wire 0-5V/10V	
Operating Temperature	Transmitter	-22 to 158°F (-30 to 70°C)	
Media Compatibility	Type	Water, other 316 SS compatible media (316L diaphragm)	
	Temperature	32 to 250°F (0-125°C)	
		Steam applications require a siphon tube	
Zero adjustment	Automatic	Pushbutton, terminal block switch input	
		Press button for 5 seconds to re-zero	
		Hold for 10 seconds to restore factory settings	
Sensor Type	Micro-machined silicon strain gauge		
PW Transmitter Accuracy ²	<i>Sensor PSIG</i>	<i>2% Accuracy Ranges</i>	<i>1% Accuracy Ranges</i>
	25 PSIG	0-1 / 0-2 PSID	0-5 / 0-10 / 0-15 / 0-20 / 0-25 PSID
	50 PSIG	0-10 / 0-15 PSID	0-20 / 0-25 / 0-30 / 0-40 / 0-50 PSID
	100 PSIG	0-15 / 0-20 / 0-25 / 0-30 PSID	0-40/ 0-50 / 0-75 / 0-100 PSID
	250 PSIG	0-30 / 0-40 / 0-50 PSID	0-75 / 0-100 / 0-125 / 0-150 / 0-250 PSID
	500 PSIG	0-75 / 0-100 / 0-125 PSID	0-150 / 0-250 / 0-500 PSID
Sensor Performance	Accuracy ³	< ±0.25% BFSL	
	Stability (1 year)	±0.25% FS, typ	
	Over-range protection	200% rated pressure	
	Pressure Cycles	> 100 Million	
	Compensated Operating Range	14 to 158°F (-10-70°C)	
	Temperature Compensation %FS/C	Zero, <±0.03(<100kPa), <±0.02(> 100kPa)	
	Vibration	10G peak, 20 to 2000 Hz	
Enclosure	PW30M	Construction	Powder coated steel (metal)
		Rating	Nema 3R (Metal), IP65
	PW30W	Construction	PC/ABS (Plastic)
		Rating	Nema 4X (plastic), IP65
	PWT [xxx]	Construction	Stainless Steel, 304, 1/4" MNPT, 1/2" Conduit Fitting

(1) One side of transformer secondary is connected to signal common. Dedicated transformer is recommended.

(2) FS is defined as the full scale of the selected range. Accuracy includes non-linearity, hysteresis, and repeatability.

(3) Because of lower accuracy, it is not factory recommended to use an output range less than 10% of the total sensor PSIG.

* Product improvement is a continual process at Senva and product features and specification may change without prior notice. Refer to instructions that accompany the product for installation and wiring.